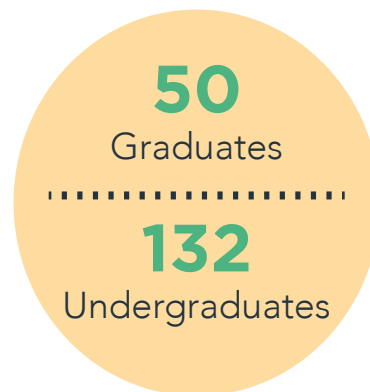
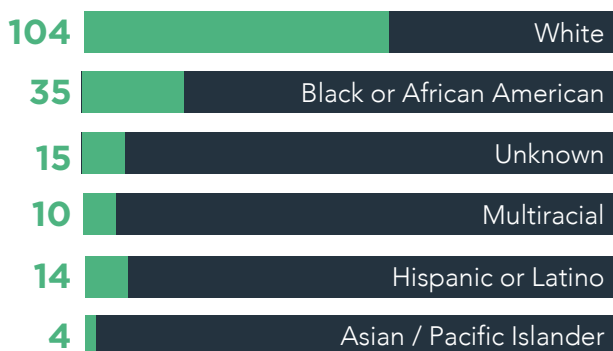
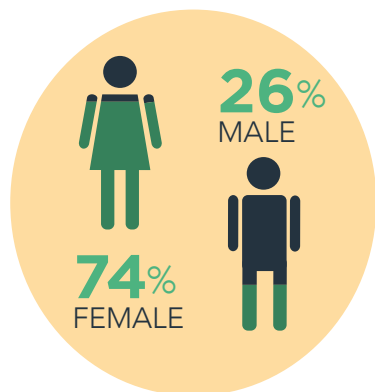


# Graduation Exit Survey

848 graduating students were invited to complete the Graduation Exit Survey.  
182 (21.46%) students responded.

Spring 2016

## Who responded to the survey?



## What will our graduates be doing 6 months after graduation?



**45.1%**

will be employed  
part-time or full-time



**19.2%**

will be seeking  
employment



**13.2%**

are planning to  
continue their  
education



**10.4%**

are already enrolled  
in a program of  
continuing education



**1.6%**

will be participating  
in a volunteer  
service program



**1.6%**

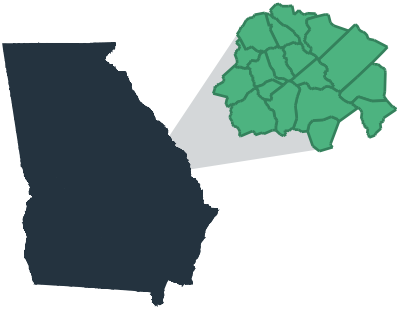
will be serving  
in the US military



**1.6%**

will be not seeking  
employment or  
continuing education


Of the 82 students who will be employed...



**65%**  
will be working  
in the CSRA



**39%**  
will be making  
between \$35K - \$45,999



**67%**  
will be starting  
a new job



**77%**  
will be in a position  
that requires a college  
degree and is related  
to their field of study

Of the 19 students who are enrolled in a continuing education program...



**37%**  
will be continuing  
their education at  
Augusta University



**58%**  
will be pursuing  
their Master's  
Degree

Of the 182 students who responded to the survey...

**72%**

would likely recommend  
Augusta University to  
an interested student



**70%**

of the 129 comments  
related to recommending  
Augusta University  
were positive

