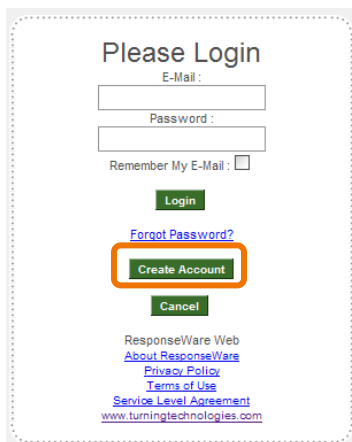


Initial Account Setup for ALL ResponseWare user accounts.

1. Go to www.rwpoll.com
2. Click Manage Account.
3. Click Create Account. (Fig.1)
4. Accept Privacy Agreement (Fig.2)
5. If purchased license from bookstore, fill in license code field. Otherwise, check the box below the field. (Fig.2)
6. Fill out email information, and other fields. (Fig.2)
7. Click Create Account.
8. Record Device ID and click continue. (Fig.3)
9. Enter your name and user data. Click continue.
10. You will remain logged in on this computer/device until you choose to logout.
(Be sure to logout if using a shared computer)



Please Login

E-Mail :
Password :

Remember My E-Mail :

Login

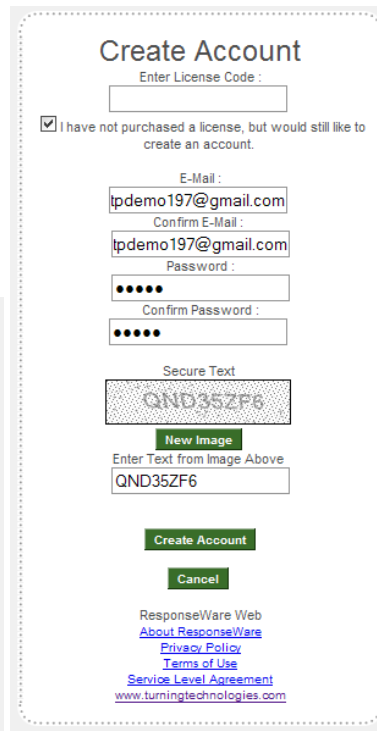
[Forgot Password?](#)

Create Account

Cancel

ResponseWare Web
[About ResponseWare](#)
[Privacy Policy](#)
[Terms of Use](#)
[Service Level Agreement](#)
www.turningtechnologies.com

Fig.1



Create Account

Enter License Code :

I have not purchased a license, but would still like to create an account.

E-Mail :
tpdemo197@gmail.com

Confirm E-Mail :
tpdemo197@gmail.com

Password :
.....

Confirm Password :
.....

Secure Text
QND35ZF6

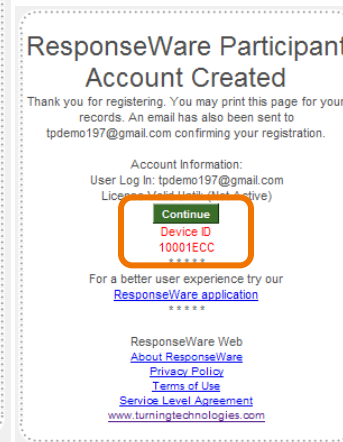
New Image
Enter Text from Image Above
QND35ZF6

Create Account

Cancel

ResponseWare Web
[About ResponseWare](#)
[Privacy Policy](#)
[Terms of Use](#)
[Service Level Agreement](#)
www.turningtechnologies.com

Fig.2



ResponseWare Participant
Account Created

Thank you for registering. You may print this page for your records. An email has also been sent to tpdemo197@gmail.com confirming your registration.

Account Information:
User Log In: tpdemo197@gmail.com
License: (Not Active)

Continue
Device ID
10001ECC

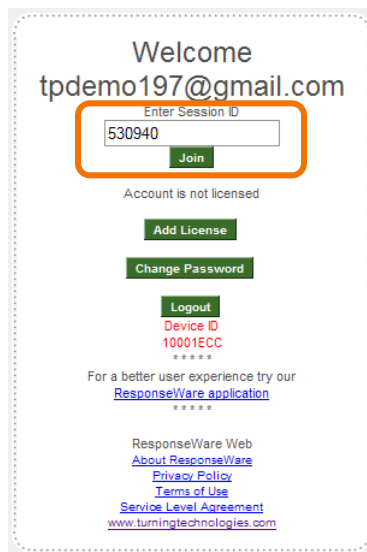
For a better user experience try our
[ResponseWare application](#)

ResponseWare Web
[About ResponseWare](#)
[Privacy Policy](#)
[Terms of Use](#)
[Service Level Agreement](#)
www.turningtechnologies.com

Fig.3

Daily Usage on consistent computer/device.

1. Go to www.rwpoll.com
2. Enter Session ID. (Fig.1)
3. Click Join.
4. Enter name, if requested. (Fig.2)
5. Answer Questions. (Fig.3)
6. Disconnect from session when finished. (Fig.3)



Welcome
tpdemo197@gmail.com

Enter Session ID
530940

Join

Account is not licensed

Add License

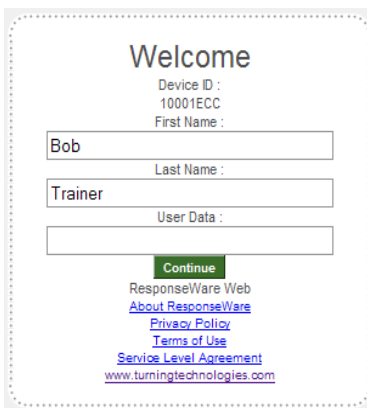
Change Password

Logout
Device ID
10001ECC

For a better user experience try our
[ResponseWare application](#)

ResponseWare Web
[About ResponseWare](#)
[Privacy Policy](#)
[Terms of Use](#)
[Service Level Agreement](#)
www.turningtechnologies.com

Fig.1



Welcome

Device ID :
10001ECC
First Name :

Bob

Last Name :

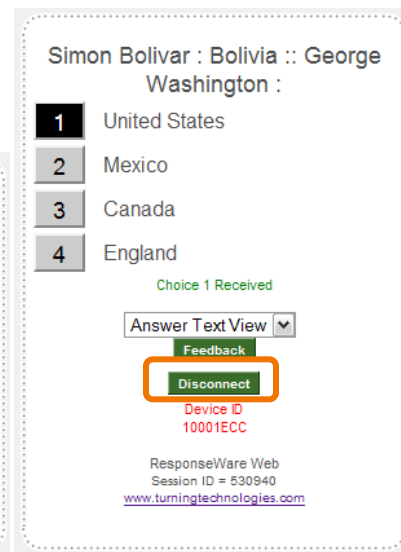
Trainer

User Data :

Continue

ResponseWare Web
[About ResponseWare](#)
[Privacy Policy](#)
[Terms of Use](#)
[Service Level Agreement](#)
www.turningtechnologies.com

Fig.2



Simon Bolivar : Bolivia :: George
Washington :

1 United States
2 Mexico
3 Canada
4 England

Choice 1 Received

Answer Text View

Feedback

Disconnect

Device ID
10001ECC

ResponseWare Web
Session ID = 530940
www.turningtechnologies.com

Fig.3

Daily Usage on public or shared computer/device.

1. Go to www.rwpoll.com.
2. Click Manage Account. (Fig. 1)
3. Login Using Email address and pre-created password. Click Login. (Fig. 2)
4. Enter Session ID. Click Join. (Fig. 3)
5. Enter Name/user data if requested. Click Continue. (Fig. 4)
6. Answer Questions.
7. Disconnect from session when finished. (Fig. 5)
8. Click Logout. (Fig. 6)

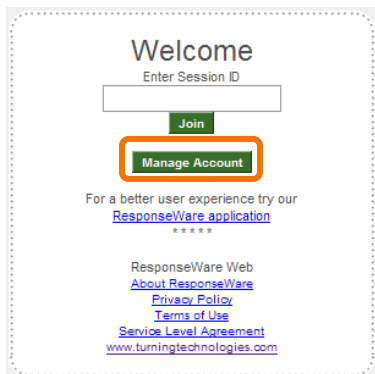


Fig. 1

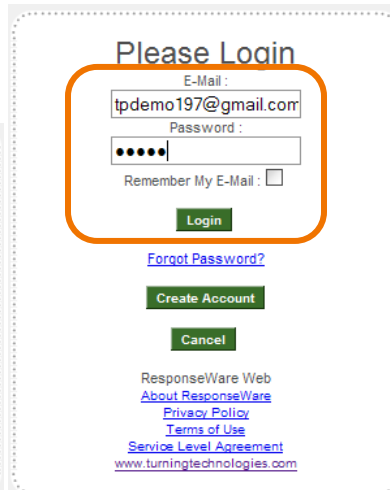


Fig. 2



Fig. 3

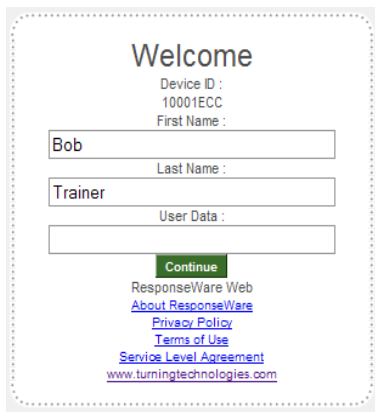


Fig. 4

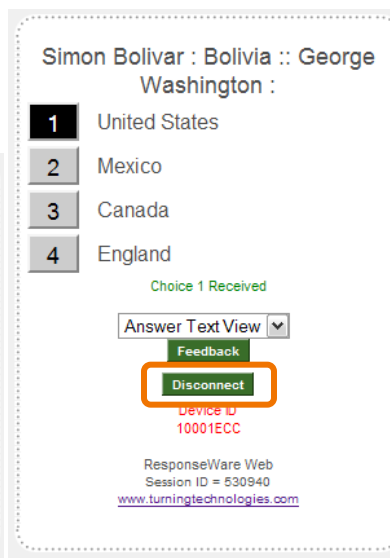


Fig. 5

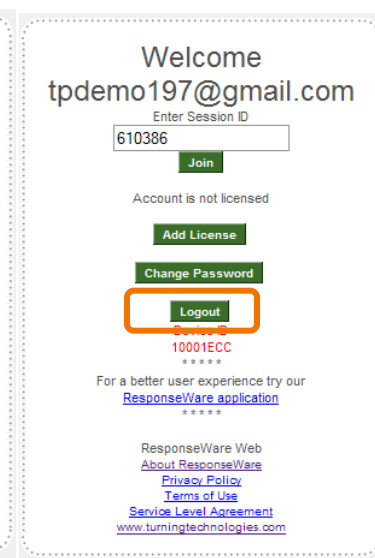
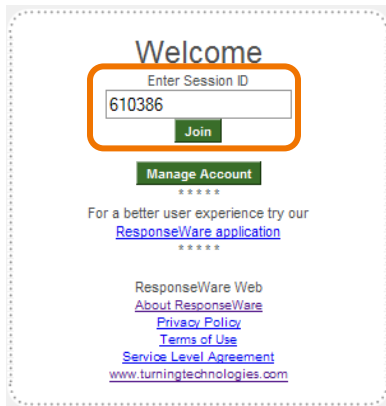


Fig. 6

Daily Usage when no account is created.

1. Go to www.rwpoll.com
2. Enter Session ID. (Fig. 1)
3. Click Join.
4. Enter name, if requested, and click Continue. (Fig. 2)
5. Answer Questions.
6. Disconnect from session when finished. (Fig. 3)



Welcome

Enter Session ID

610386

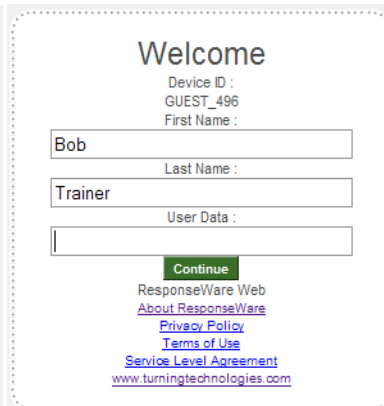
Join

Manage Account *****

For a better user experience try our [ResponseWare application](#) *****

ResponseWare Web
[About ResponseWare](#)
[Privacy Policy](#)
[Terms of Use](#)
[Service Level Agreement](#)
www.turningtechnologies.com

Fig. 1



Welcome

Device ID :
GUEST_496
First Name :

Bob

Last Name :

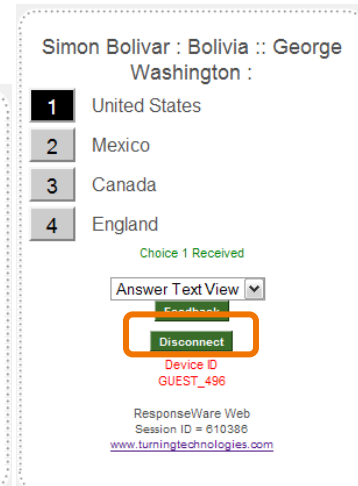
Trainer

User Data :

Continue

ResponseWare Web
[About ResponseWare](#)
[Privacy Policy](#)
[Terms of Use](#)
[Service Level Agreement](#)
www.turningtechnologies.com

Fig. 2



Simon Bolivar : Bolivia :: George Washington :

- 1 United States
- 2 Mexico
- 3 Canada
- 4 England

Choice 1 Received

Answer Text View

Feedback

Disconnect

Device ID
GUEST_496

ResponseWare Web
Session ID = 810386
www.turningtechnologies.com

Fig. 3

Daily Usage on iPhone or iPod touch App with account.

1. Launch App.
2. Login. If not previously logged in, tap "guest account" option, allowing for account login (if not previously logged in). (Fig. 1 & 2)
3. Enter Session ID.
4. Press Join.
5. Answer Questions. (Fig. 3 & 4)
6. Use History button to view past questions.
7. Use Message button to send a message to the presenter.
8. Press Leave to disconnect from the session.

